

a a

a a

A A

A A



b b

b b

B B

B B




c c

c c

C C

C C



d d

d d

D D

D D



e

e

e


e

E

E

E

E



f f

f f

F F

F F



g

g

g

g

G

G

G

G



h h

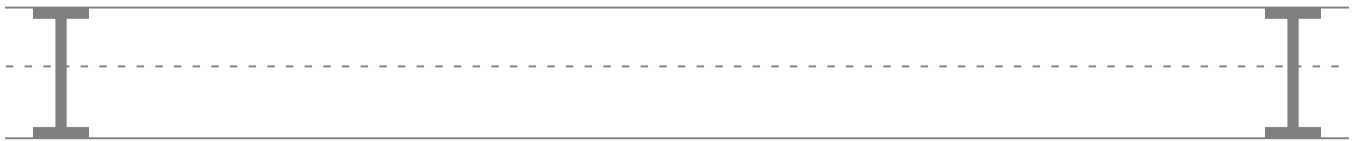
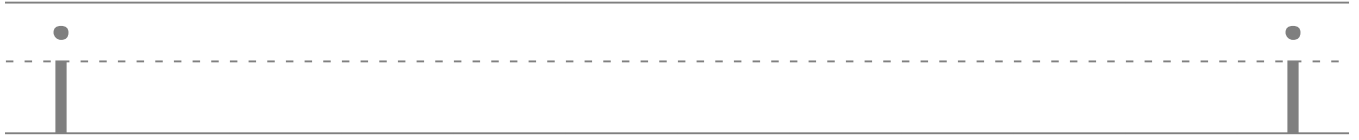
h h

H H

H H







j j

j j

J J

J J




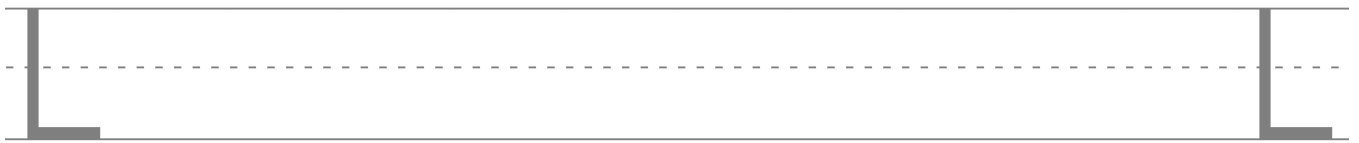
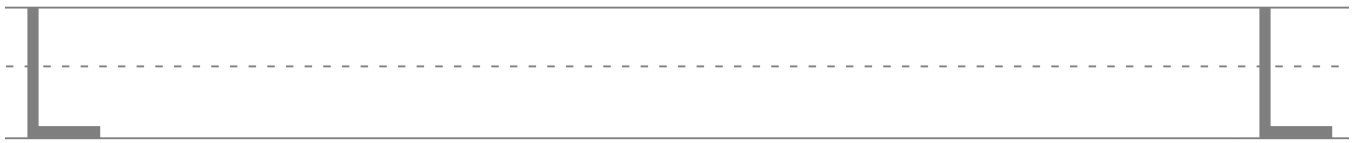
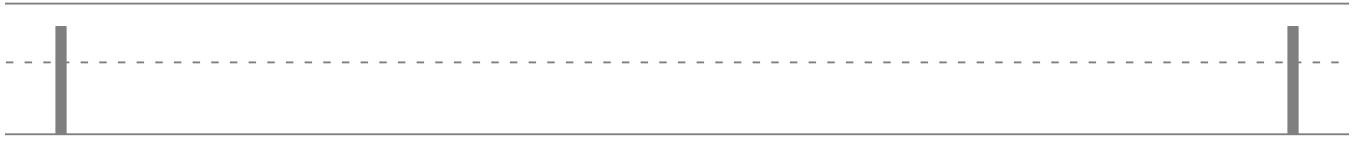
k k

k k

K K

K K






m m

m m

M M

M M



n n

n n

N N

N N






p p

p p

P P

P P






q q

q q

Q Q

Q Q




r r

r r

R R

R R




s s

s s

S S

S S




t t

t t

T T

T T




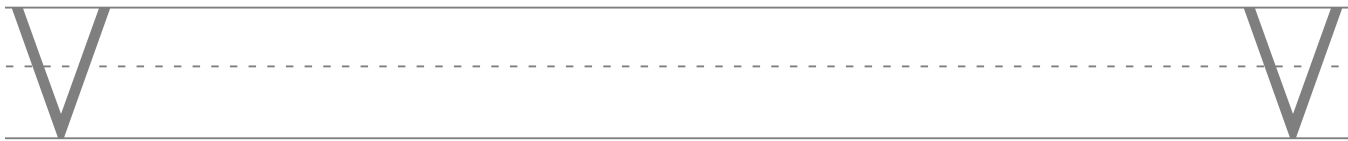
u u

u u

U U

U U





w

w

w


w


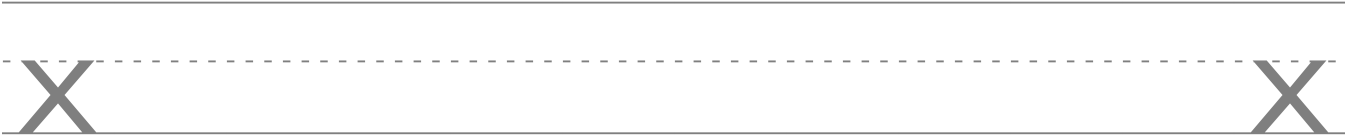
W

W

W

W







Handwriting practice lines for the letter 'Y'. Each row consists of a solid top line, a dashed middle line, and a solid bottom line. The first row shows lowercase 'y' on the left and right. The second row shows lowercase 'y' on the left and right. The third row shows uppercase 'Y' on the left and right. The fourth row shows uppercase 'Y' on the left and right.



Z Z

Z Z

Z Z

Z Z

